





Walrus Measurer.pdf

Print this page and use the Grey Squares to gauge which Walrus is best for your bins.


W10 - 10mm between the tusks.
For bins with one long handle
and a thin web support. Like the
one in the picture.



W115 - 115mm between the tusks
Fits most UK household bins.
These tusks straddle the gap
between two handles



W135 - 135mm between the tusks. Some
UK bins need this slightly wider Walrus
Bracket. Bins in Co. Durham need these.



W160 - 160mm between the tusks. For larger
bins used by businesses, pubs and clubs.

